

**REGIONAL TRANSPORTATION COMMISSION
TECHNICAL ADVISORY COMMITTEE**

Meeting Minutes

Wednesday, May 2, 2012

Attendees

Anita Lyday	Nevada Department of Transportation
Sienna Reid	Truckee Meadows Regional Planning Agency
Paul Kelly	Washoe County Community Development
Clara Lawson	Washoe County Public Works
Tim Thompson	City of Sparks Community Development
Steve Bunnell	City of Reno Public Works
Coy Peacock	Nevada Department of Transportation
Daniel Inouye	Washoe County Health District-Air Quality Management Division
Lissa Butterfield	Reno Tahoe Airport Authority
Bill Gall	City of Reno Community Development
John Ericson	City of Sparks Public Works

RTC Staff

Amy Cummings	Howard Riedl
Debra Goodwin	Tina Wu
Stephanie Haddock	

Guests

Rebecca Kapuler, Nevada Department of Transportation

The Committee met in the RTC Terminal Way Building, Suite 318, Reno. The meeting was called to order at 9:07 am by Chair Steve Bunnell.

ITEM 1. APPROVAL OF AGENDA

The agenda was approved with Item 7 (Discussion and Recommendation on Amendment No. 3 to the FY 2011-2015 Regional Transportation Improvement Program) being deferred to the June meeting.

ITEM 2. PUBLIC COMMENT

There was no response to the call for public comment.

ITEM 3. APPROVAL OF THE MARCH 7, 2012, MEETING MINUTES

The minutes for the March 7, 2012, meeting were approved as presented with the request by Daniel Inouye that future minutes reflect more detail.

ITEM 4. DISCUSSION AND ACTION ON CHANGING THE JULY 4, 2012 TAC MEETING TO JULY 11, 2012

On motion by Clara Lawson and second by Tim Thompson, the TAC approved moving the July meeting to July 11, 2012.

ITEM 5. DISCUSSION AND RECOMMENDATION ON THE DRAFT FY 2013 REGIONAL TRANSPORTATION COMMISSION (RTC) BUDGET

Stephanie Haddock, RTC Financial Administrator, briefed the committee on the draft RTC FY 2013 budget. A copy of the power point is on file in the Planning Department and attached to these minutes.

There being no questions, Daniel Inouye made a motion to recommend approval of the budget as presented. Clara Lawson seconded. The motion carried unanimously.

ITEM 6. DISCUSSION AND RECOMMENDATION ON THE FFY 2013 COORDINATED HUMAN SERVICES PUBLIC TRANSIT JOB ACCESS REVERSE COMMUTE (JARC) AND NEW FREEDOM PROJECTS AND PLAN UPDATE

Tina Wu, RTC Senior Transit Planner, briefed the committee on the item explaining that annually the RTC solicits for projects under the JARC and New Freedom funds (Federal Transit Administration funds). These projects must be developed through a Coordinated Human Services Public Transit Plan (CTP) and selected through a competitive selection process. She stated that the following proposals were received and all three were recommended for funding by the project selection committee:

Job Access/Reverse Commute

- \$59,791.25 for The Ridge House for operating assistance
- \$96,137.75 for the RTC to operate RTC INTERCITY

New Freedom

- \$101,028 for CitiCare to pay for paratransit trips outside of ADA service areas

Clara Lawson asked if the CitiCare program had received funding previously. Tina Wu stated that it had.

Tim Thompson stated that he served on the selection committee and felt the outcome was the best possible solution for all three applicants and made a motion to recommend approval of the JARC and New Freedom projects as presented. Clara Lawson seconded. The motion carried unanimously.

ITEM 7. DISCUSSION AND RECOMMENDATION ON AMENDMENT NO. 3 TO THE FY 2011-2015 REGIONAL TRANSPORTATION IMPROVEMENT PROGRAM (RTIP)

This item was deferred to the June meeting.

ITEM 8. DISCUSSION AND RECOMMENDATION ON THE DRAFT FY 2013 UNIFIED PLANNING WORK PROGRAM (UPWP)

Amy Cummings, RTC Director of Planning, briefed the committee on the draft UPWP stating that the UPWP documents the major transportation planning activities to be done every year. She explained that with the restoration of FHWA Planning funds from NDOT, the three corridor studies adopted last year would be included with full funding in this document including: Sparks Boulevard, Keystone Avenue, and Sun Valley Boulevard. New tasks include:

- RTC/TMRPA Shared Work Program
- 2022 Winter Games Operational Study
- Contribute funding to (\$200,000) NDOT's I-80 Corridor Study
- Complete Street Economic Impact Analysis which would be done in coordination with UNR to look at completed road conversions to determine impacts
- Park and Ride Study
- Paratransit Study which would look at the long term needs for the RTC paratransit service

Steve Bunnell asked if the impacts on traffic (autos and bicycles) volumes would be included in the complete street analysis. Amy Cummings stated that there is work being done by Dr. Zong Tian, Department of Civil Engineering at UNR on safety and operational impacts of complete streets and that possibly he could come and give a presentation.

Sienna Reid suggested including the residential users in the complete street analysis. Amy Cummings agreed and stated that the scope of work would come to the TAC for review and input.

There being no questions, Daniel Inouye made a motion to recommend approval of the FY 2013 UPWP as presented. Tim Thompson seconded. The motion carried unanimously.

ITEM 9. UPDATE ON THE 2035 REGIONAL TRANSPORTATION PLAN (RTP)

Amy Cummings stated that the Alternatives Development Workshop was held on April 26, 2012. Participants were asked to identify projects, programs and services to consider in the 2035 RTP. She briefed the committee on the phone app available for use and explained that staff is presenting to all governing bodies in May and June.

ITEM 10. PROJECT UPDATES

Howard Riedl, RTC Senior Engineer, briefed the committee on the following projects:

- The RTC RAPID Stations, Phase 2 were nearly complete which would result in the northbound RAPID bus route veering off on to Center Street with CONNECT staying on Virginia Street
- The enhancement and paving of Virginia Street between 4th and 6th explaining that the project is proceeding well and should be complete by the end of May
- The 2012 slurry seal program will be starting up soon
- The Moana Lane project will be re-bid due to some confusion over new state law requiring the 5% and 1% bidders list

ITEM 11. MEMBER ITEMS

Coy Peacock introduced Rebecca Kapuler. She stated that she would be taking over the Annual Work Program, the Every Day Counts program, building a planning needs repository, participating in the county tours work and the Scenic Byways program.

ITEM 12. AGENDA ITEMS FOR FUTURE TAC MEETINGS

Items for future TAC meetings include:

- Briefing on the UNR complete street analysis program
- Moana Lane Diverging Diamond Interchange
- I-80 Project Status Update

ITEM 13. RTC STAFF ITEMS

Tina Wu stated that the first bus stop mural (a partnership program with RTC, Reno Artworks, Be the Change Project and Fort Fund) was completed the previous weekend and is located at the Wedekind Road and Whitney Way bus stop.

ITEM 14. PUBLIC COMMENT

There was no response to the call for public comment.

ITEM 15. ADJOURNMENT

There being no further business, the meeting adjourned at 9:50 a.m.

**REGIONAL TRANSPORTATION COMMISSION
ALL FUNDS
THREE YEAR COMPARISON OF REVENUES BY SOURCE
FY 2013**

REVENUE SOURCE	ACTUAL FY 2011	BUDGET FY 2012	ESTIMATED FY 2012	FINAL BUDGET FY 2013
REVENUES				
Motor Vehicle Fuel Tax	\$ 29,385,293	\$ 35,854,461	\$ 35,159,126	\$ 41,588,347
Public Transportation Sales Tax	19,432,174	19,596,660	20,015,139	20,615,593
Regional Road Impact Fee	11,226,429	16,145,000	10,500,000	29,550,000
Passenger Fares	6,403,186	6,968,206	6,727,643	6,823,141
CitiCare	227,788	270,000	195,000	185,900
Advertising	422,428	450,000	360,000	350,000
Lease Income	436,572	462,500	438,236	475,000
Investment Income	626,206	524,500	1,481,271	1,805,500
Federal Reimbursements	28,428,249	38,330,155	19,922,527	30,504,006
N.D.O.T.	1,782,998	7,266,200	1,573,083	6,795,548
Asset Proceeds	1,876	30,000	-	63,000
Other Financing Sources-Bonds	90,000,000	-	-	-
Other Financing Sources-Loans	339,609	-	-	-
Misc Reimb/Operating Assist.	3,259,031	1,855,676	1,153,355	1,473,680
TOTAL REVENUES	191,971,839	127,753,358	97,525,381	140,229,715
Beginning Cash & Fund Balance	159,148,119	193,250,718	202,169,128	139,459,150
TOTAL RESOURCES AVAILABLE	\$ 351,119,958	\$ 321,004,076	\$ 299,694,509	\$ 279,688,865

Item 5 - Attachment

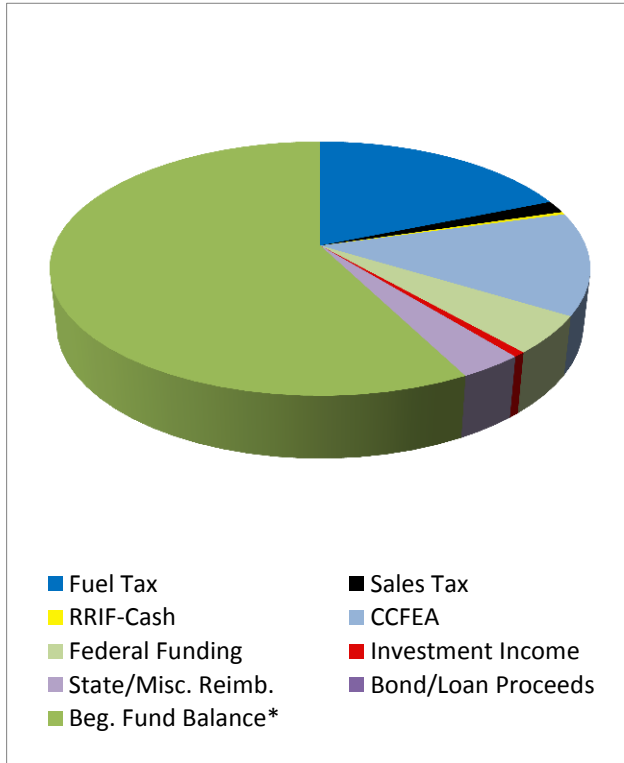
REGIONAL TRANSPORTATION COMMISSION
ALL FUNDS
THREE YEAR COMPARISON OF EXPENDITURES BY FUNCTION
FY 2013

DESCRIPTION	ACTUAL FY 2011	BUDGET FY 2012	ESTIMATED FY 2012	FINAL BUDGET FY 2013
EXPENDITURES				
Rehab/Reconstruction Projects	\$ 45,670,239	\$ 52,534,030	\$ 36,274,963	\$ 37,776,434
Capacity Improvements Projects	43,353,262	107,666,656	63,053,706	120,503,918
Other Finan. Uses - Debt Service	8,548,139	18,667,865	18,667,865	18,328,637
RTC RIDE - Operating	26,087,408	26,561,570	25,076,560	26,280,813
RTC RIDE - Capital	16,179,376	12,461,683	7,957,152	12,699,661
MPO & Paratransit - Operating	8,401,135	10,502,967	9,205,113	10,918,731
MPO & Paratransit - Capital	711,271	2,311,000	-	1,806,219
TOTAL EXPENDITURES	148,950,830	230,705,771	160,235,359	228,314,413
ENDING CASH BALANCE				
Restricted/Committed/Assigned	202,169,128	90,298,305	139,459,150	51,374,452
Unassigned	-	-	-	-
TOTAL FUND BALANCE	202,169,128	90,298,305	139,459,150	51,374,452
TOTAL EXPENDITURES/FUND BALANCE	\$ 351,119,958	\$ 321,004,076	\$ 299,694,509	\$ 279,688,865

Note: Depreciation is not included in the total expenditure column.
Total expenditures including depreciation of \$5,640,552
are: \$233,954,965

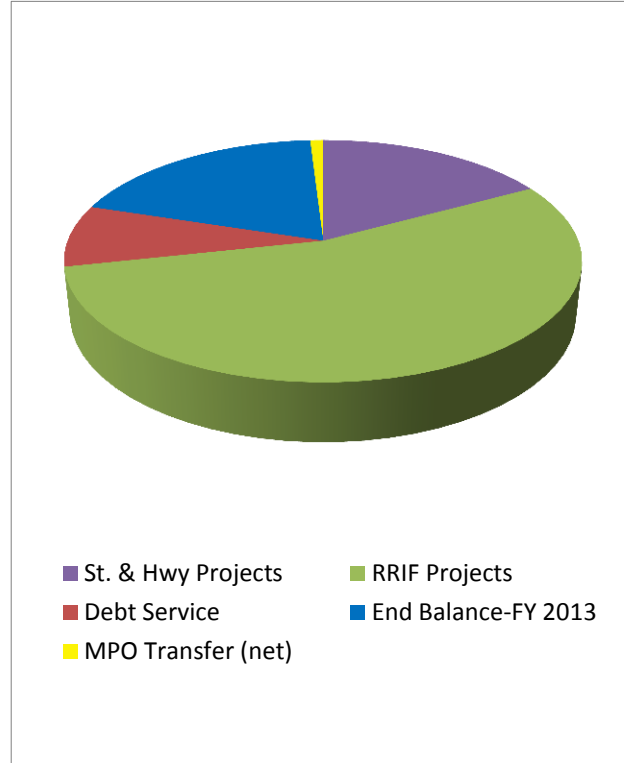
STREET AND HIGHWAY PROGRAM - FY 2013 BUDGET

REVENUES



Total Revenues & Fund Balance
\$221,140,068

EXPENDITURES



Total Expenditures & Ending Fund Balance
\$221,140,068

Fuel Tax	\$	41,588,347	18.8%
Sales Tax	\$	3,435,932	1.6%
RRIF-Cash	\$	750,000	0.3%
CCFEA	\$	28,800,000	13.0%
Federal Funding	\$	10,602,418	4.8%
Investment Income	\$	1,375,500	0.6%
State/Misc. Reimb.	\$	7,264,180	3.3%
Bond/Loan Proceeds	\$	-	0.0%
Beg. Fund Balance*	\$	127,323,691	57.6%
Total:		<u><u>\$221,140,068</u></u>	

St. & Hwy Projects	\$	37,776,434	17.1%
RRIF Projects	\$	120,503,918	54.5%
Debt Service	\$	18,328,637	8.3%
End Balance-FY 2013	\$	42,406,079	19.2%
MPO Transfer (net)	\$	2,125,000	1.0%
Total:		<u><u>\$221,140,068</u></u>	

*Beginning balance is carry forward funds from bond sales for road projects.

Item 5 - Attachment

REGIONAL TRANSPORTATION COMMISSION
STREET & HIGHWAY PROGRAM
ROAD REHABILITATION AND RECONSTRUCT PROJECTS
FY 2013 BUDGET

PROJECT NAME	PROJECT LIMITS	PROJECT PHASE*	TOTAL FY 2013 BUDGET
2012 (Ninth) Pavement Preventive Maintenance	Areawide	D, C, & E	\$ 3,266,000
2012 Corrective Maintenance	Areawide	D, C, & E	1,300,000
2013 (Tenth) Pavement Preventive Maintenance	Areawide	D	3,499,000
2013 Corrective Maintenance	Areawide	D	1,700,000
Bridge Street & Caughlin Parkway		D, C, & E	1,418,000
Bridge Street	Front to Third		
Caughlin Parkway	Longknife to McCarran		
Mayberry Drive	Truckee River Bridge to Canyon	D, C, & E	2,486,000
Sparks Consolidated 12-01		D, C, & E	1,684,000
Merchant Street	Sullivan to Clinic Driveway		
Greenbrae Drive	El Rancho to Rock		
Nichols Blvd Bike Improvements	East Victorian to Howard	C & E	1,500,000
Niel, Gentry & Terminal	Airway to Plumb	D, C, & E	2,125,000
North Virginia Street	4th to 6th	C & E	300,000
Plumb Lane	McCarran to Ferris	D, C, & E	2,261,000
Prater Way Enhancements - Ph 3	View to 22nd	C & E	833,000
Prater Way Enhancements - Ph 4	20th to 22nd	C & E	1,500,000
Reno Consolidated 10-01		C & E	659,000
Crummer Lane	I-580 SB Ramp to S. Virginia		
Green Acres Drive	Cul de Sac to S. Virginia		
Huffaker Court	Cul de Sac to S. Virginia		
Sparks Consolidated 11-01		D, C, & E	570,000
Snider Way	Stanford to Steneri		
South Stanford Way	Greg to McCarran		
Sutro Complete Street	4th to N. McCarran	D, C, & E	1,278,000
West Huffaker Lane	Del Monte to S. Virginia	D, C, & E	1,055,000
2013 Projects Design and Partial Construction	Areawide	D, C, & E	5,230,000
	Total Rehab/Reconst Projects		<u>32,664,000</u>
Board Discretionary Projects	Reno, Sparks and Washoe County	D, C, & E	50,000
Plan Line/Alignment/Technical Studies:	Areawide	D	400,000
Unidentified Contingency Projects	Areawide	D, C, & E	1,000,000
	Total Miscellaneous Projects		<u>1,450,000</u>
	Total for FY 2013		<u>\$ 34,114,000</u>

* NOTE: D=Design Phase; R=Right-Of-Way Acquisition; C=Construction Phase; and E=Engineering During Construction Phase

**REGIONAL TRANSPORTATION COMMISSION
STREET & HIGHWAY PROGRAM
CAPACITY IMPROVEMENT PROJECTS
FY 2013 BUDGET**

PROJECT NAME	PROJECT LIMITS	PROJECT PHASE*	TOTAL FY 2013 BUDGET
<u>Northwest Benefit District</u>			
N. Virginia/McCarran	Intersection Improvement	D, C, & E	\$ 3,800,000
WC School District Reimbursement	Golden Valley Road	C	440,931
	Total Northwest Benefit District		4,240,931
<u>Northeast Benefit District</u>			
Pyramid Freeway/US 395 Connector	PD&E/EIS	D	1,000,000
Vista Soundwalls		C	100,000
	Total Northeast Benefit District		1,100,000
<u>South Benefit District</u>			
Plumb/Terminal ITS	Intersection improvements	C, & E	900,000
Moana Lane Widening	US 395 to S. Virginia	D, R, C, & E	11,000,000
Geiger Grade Realignment	Intersection Improvements, new roadway	D	1,200,000
	Total South Benefit District		13,100,000
<u>Multi-District</u>			
ITS Network Master Plan	Area wide	D	260,000
Regional ITS Network 1	Area wide	D, C, & E	1,200,000
Regional ITS Network 2	Area wide	D	100,000
Signal Timing 2	Area wide	D	20,000
Signal Timing 3	Area Wide	D	50,000
FY11 T/E Spot Intersection-2 (10/11)	Various locations	C & E	500,000
FY11 Bike/Ped Improvement 2 (10/11)	Various locations	C & E	300,000
FY12 Bike/Ped Improvement 3 (11/12)	Various locations	D	30,000
FY13 Bike/Ped Improvement 4 (13)	Various locations	D	30,000
I-580 at Meadowood Way	New interchange	M C & E	130,000
Pyramid Highway/McCarran Blvd	Intersection improvement	D & R	9,200,000
SE McCarran Blvd Widening PH 1 & 2	Virginia to Greg	D, R, C, & E	8,200,000
SEC Phase 1	South Meadows Pkwy to Greg St	D, C, & E	29,000,000
SEC Phase 2	South Meadows Pkwy to Greg St	D, R, C, & E	17,750,000
SEC Preliminary Engineering & ROW	South Meadows Pkwy to Greg St	D, R	4,300,000
	Total Multi-District		71,070,000
<u>System Corridor/Intersection Studies</u>			
UNR Transportation Research	Area wide	D	150,000
Future Capacity Studies	Area wide	D	300,000
Future Intersection Studies	Area wide	D	300,000
	Total System Corridor/Intersection Studies		750,000
	Total for FY 2013 Capacity Projects		\$ 90,260,931

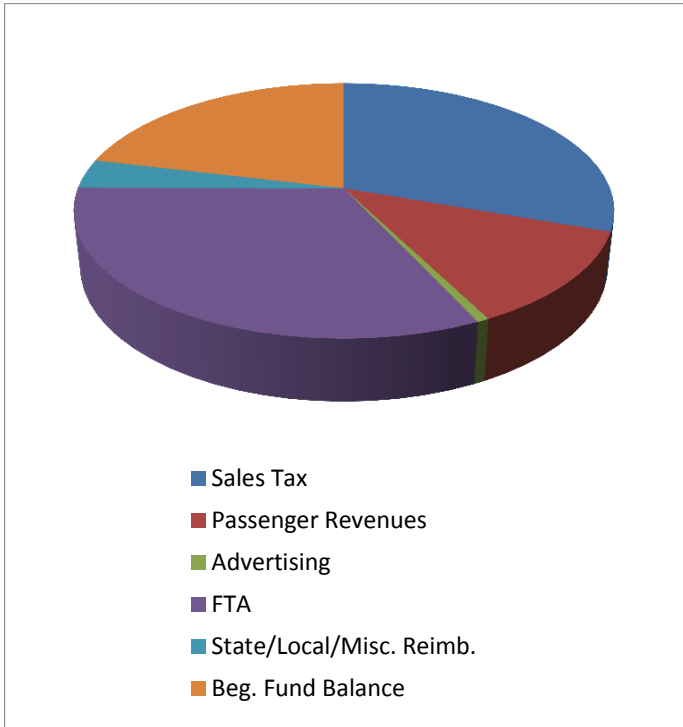
*NOTES: D=Design phase; R=Right-of-way acquisition; C=Construction phase; E=Engineering during construction

**REGIONAL TRANSPORTATION COMMISSION
STREET & HIGHWAY PROJECTS
REGIONAL ROAD IMPACT FEE, CAPITAL CONTRIBUTION FRONT ENDING AGREEMENTS (CCFEA's)
FY 2013 BUDGET**

BENEFIT DISTRICT	PROJECT NAME	PROJECT LIMITS	FY2013 BUDGET
<u>Northwest</u>			
	Vista Knolls Parkway	Sky Vista to Lemmon	\$2,800,000
	Future Projects	Northwest Developers	<u>\$2,200,000</u>
		Total Northwest District	\$ 5,000,000
<u>Northeast</u>			
	Kiley Ranch	David Allen/Lazy 5 Pkwys	\$9,500,000
	Kiley Ranch	Pyramid Way ROW	\$2,300,000
	Kiley Ranch	Pyramid Way	\$5,900,000
	Future Projects	Northeast Developers	<u>\$2,300,000</u>
		Total Northeast District	\$ 20,000,000
<u>South</u>			
	Future Projects	South Developers	<u>\$3,800,000</u>
		Total South District	<u>\$3,800,000</u>
		Total (All Districts) for FY 2013 CCFEA projects	<u><u>\$ 28,800,000</u></u>

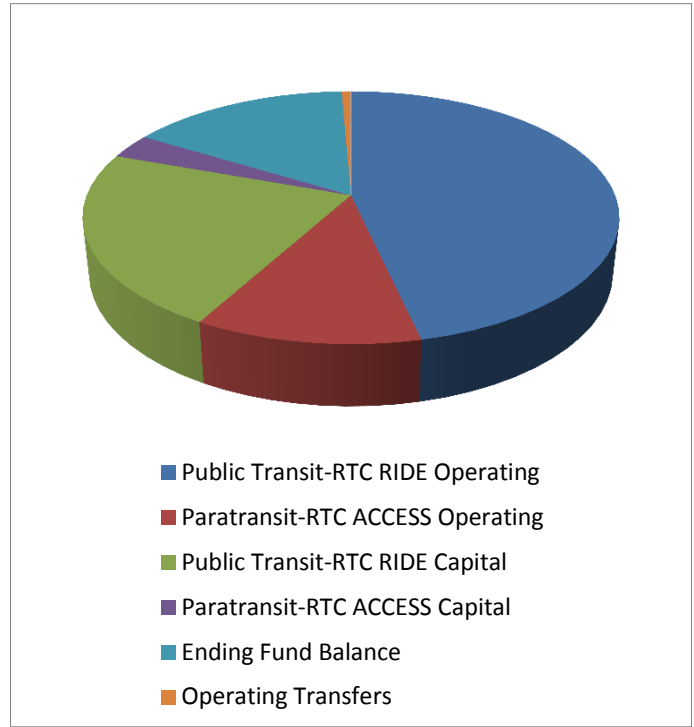
PUBLIC TRANSPORTATION PROGRAM - FY 2013 BUDGET

REVENUES



Total Revenues & Fund Balance
\$56,568,395

EXPENDITURES



Total Expenditures & Ending Fund Balance
\$56,568,395

Sales Tax	\$ 17,179,661	30.4%
Passenger Revenues	\$ 6,823,141	12.1%
Advertising	\$ 350,000	0.6%
FTA	\$ 18,101,588	32.0%
State/Local/Misc. Reimb.	\$ 2,093,448	3.7%
Beg. Fund Balance	<u>\$ 12,020,557</u>	21.2%
Total:	<u><u>\$ 56,568,395</u></u>	

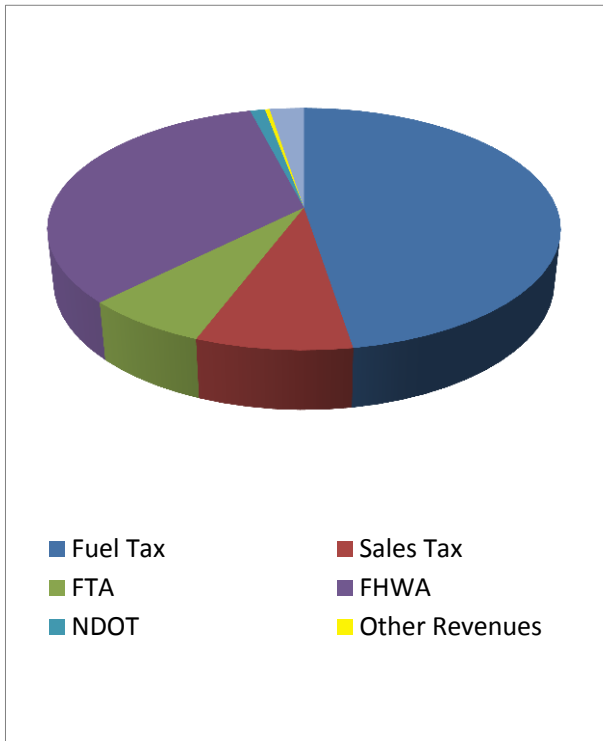
Public Transit-RTC RIDE Operating	\$ 26,280,813	46.5%
Paratransit-RTC ACCESS Operating	\$ 6,555,313	11.6%
Public Transit-RTC RIDE Capital	\$ 12,699,661	22.5%
Paratransit-RTC ACCESS Capital	\$ 1,806,219	3.2%
Ending Fund Balance	\$ 8,851,389	15.6%
Operating Transfers	\$ 375,000	0.7%
Total:	<u><u>\$ 56,568,395</u></u>	

**REGIONAL TRANSPORTATION COMMISSION
FY 2013 CAPITAL & GRANT BUDGET**

PROJECT DESCRIPTION	FEDERAL AMOUNT	LOCAL MATCH	TOTAL BUDGET AMOUNT
RTC RIDE - ZERO EMISSION BUSES	\$ 4,650,523	\$ 516,725	\$ 5,167,248
RTC RIDE - HYBRID REPLACEMENT BUSES	4,530,120	1,132,530	5,662,650
RTC ACCESS - REPLACEMENT VANS	1,679,859	126,360	1,806,219
COMPUTER HARDWARE & SOFTWARE	240,560	60,140	300,700
INFRASTRUCTURE UPGRADES - 1301 6th Street	615,250	153,813	769,063
VILLANOVA MAINT. SHOP IMPROVEMENTS	312,000	78,000	390,000
TERMINAL WAY IMPROVEMENTS	152,000	38,000	190,000
4TH ST STATION - PEDESTRIAN IMPROV/OTHER	188,000	32,000	220,000
TOTAL	\$ 12,368,312	\$ 2,137,568	\$ 14,505,880

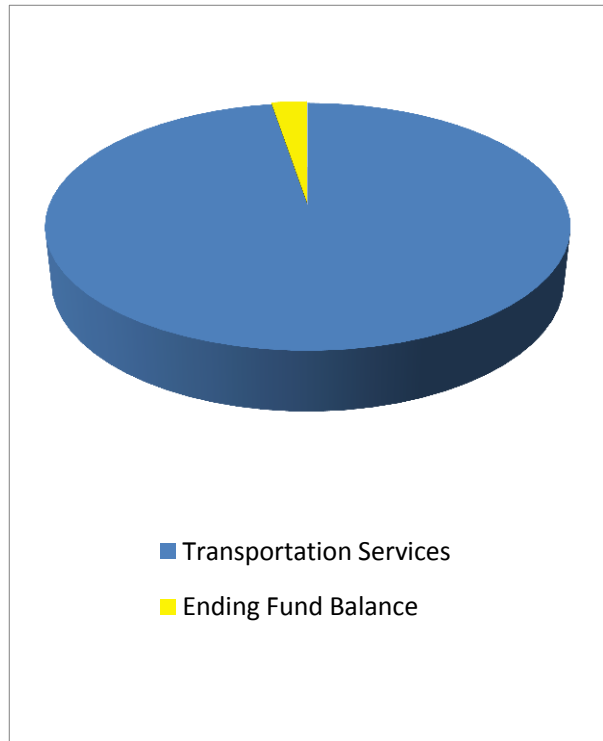
MPO PROGRAM - FY 2013 BUDGET

REVENUES



Total Revenues & Fund Balance
\$4,480,402

EXPENDITURES



Total Expenditures & Ending Fund Balance
\$4,480,402

Fuel Tax	\$ 2,125,000	47.4%
Sales Tax	\$ 375,000	8.4%
FTA	\$ 300,000	6.7%
FHWA	\$ 1,500,000	33.5%
NDOT	\$ 50,000	1.1%
Other Revenues	\$ 15,500	0.3%
Beg. Fund Balance	\$ 114,902	2.6%
Total:	<u><u>\$4,480,402</u></u>	

Transportation Services	\$ 4,363,418	97.4%
Ending Fund Balance	\$ 116,984	2.6%
Total:	<u><u>\$ 4,480,402</u></u>	